

Combination arrester, 1-pole + NPE with remote signalling

Technical data sheet Combination arrester, 1-pole + NPE with remote signalling



V 25-B+C/...: Combination arrester set, lightning and surge arrester
Type 1+2 to DIN EN 61643-11 (B+C to VDE 0675 part 6)

- With new MultiBase base part and Multi-connection clamps
- Complete unit consisting of upper part and base, pre-mounted and ready for connection
- Suitable for any TN and TT network systems
- With remote signalling, potential-free changeover contact, for function monitoring
- Plug-in arrester with dynamic separating device
- Visual function display
- Voltage protection level • Enclosed, non-extinguishing zinc varistor arrester for use in normal commercial distributor housings
- Marked connections
- -FS variant with remote signalling contact (potential-free NO contact)



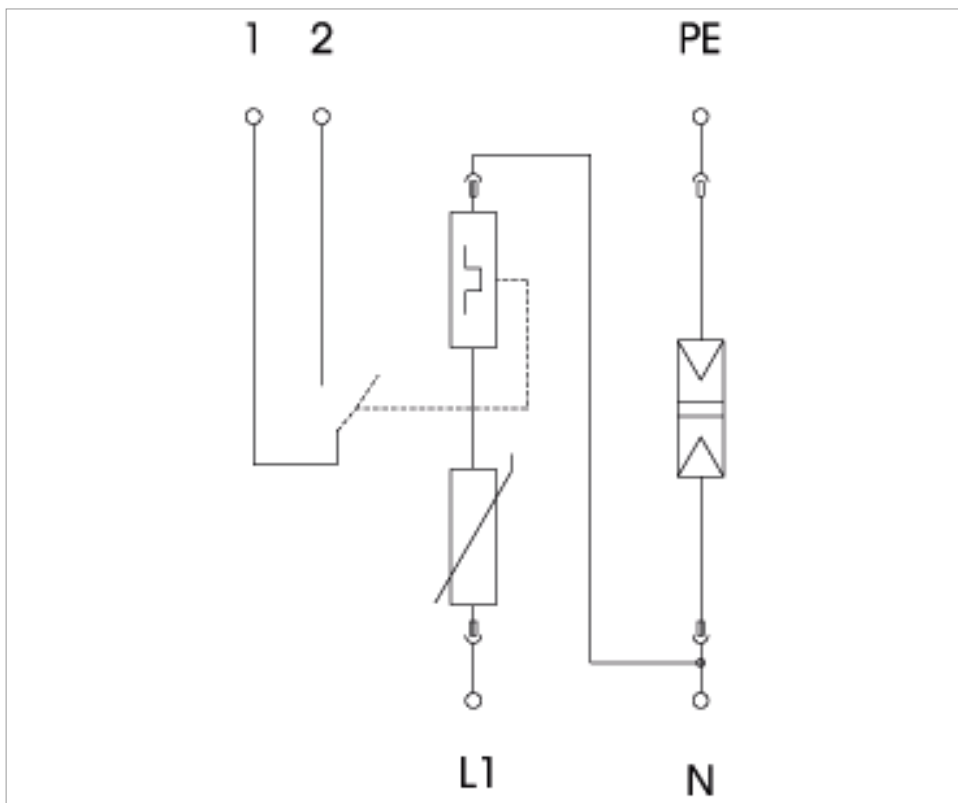
Application example: building with an overhead power line supply or lightning protection system, for building up lightning protection equipotential bonding.



Type	Maximum continuous voltage V	Version	Pack Units	Weight kg/100 pc.	Art.-No.
V25-B+C 1+NPE+FS	280	1+NPE with FS	1	27.500	5094444
V25-B+C 3+NPE-FS	280	3+NPE with FS	1	52.500	5094510

G /pc.

Connection-/Circuit diagram



Article number			5094444	5094510
Nominal voltage	U_N	V	230	230
SPD to EN 61643-11			Type 1+2	Type 1+2
SPD to IEC 61643-1			class I+II	class I+II
LPZ			0→2	0→2
Lightning impulse current (10/350)	I_{imp}	kA	7	7
Lightning impulse current (10/350) [total]		kA	25	25
Nominal discharge surge current (8/20)	I_n	kA	30	30
Arrester surge current (8/20) [total]		kA	60	120
Maximum discharge current	I_{max}	kA	50	150
Voltage protection level	U_p	kV	< 0,9	< 0,9
Response time	t_A	ns	< 25	< 25
Maximum back-up fuse		A	160	160
Temperature range	ϑ	°C	-40	-40
Division unit TE (17.5 mm)			2	3
Protection rating			IP 20	IP 20
Connection cross-section, rigid		mm ²	2.5	2.5
Connection cross-section, multi-wire		mm ²	2.5	2.5

Connection-/Circuit diagram











Connection cross-section, flexible

mm²

2.5

2.5

Legend

-  Mu Multibase base
-  Type 1+2 Combination protection device made of Type 1 and Type 2
-  LPZ 0→2 Transition from LPZ 0 to LPZ 2
-  FS Remote signalling
-  230 / 400 V System 230/400 V-system
-  CE Communautés Européennes, EC declaration of conformity according to EC directives
-  MAGYAR ELEKTROTECHNIKAI ELLENŐRZŐ INTÉZET Budapest, Hungary
-  ELEKTROTECHNICKÝ ZKUŠEBNÍ ÚSTAV, Czech Republic
-  P GOST Russia, GOST The State Committee for Standards
-  5 5-year warranty